

# Fundamentals For Band: 6th Grade




- Posture: sit up, feet on the floor, nose up
- Breathe with the beat. Breathe together to play together.
- Tone. Do you sound good? Is your embouchure (lips and mouth) correct?
- Hold notes out all the way until the next note or rest. End notes together.
- Listen. Are you sticking out?
- Count. Tap your foot with the beat, think 1-2-3-4 while you play and during rests.

## #1. Starting Note




## #2. 8th Notes, Long Tones

stop - 2 - 3 - breathe



## #3 Five-Note Scale

Try it articulated and slurred.




## #4 Flexibility

Use lots of air, don't close your teeth, move your embouchure as little as possible. The more you relax, the easier it will be.



## #5 Slurs, Intervals

To "slur" between notes, connect the notes (make them touch) and do not articulate them with your tongue.



## #6 Counting Etude

Tap your foot with the beat and count 1 - 2 - 3 - 4 in your mind while you play.

