

# MR. DICKSON'S METHOD FOR BAND

## Book One

Clarinet  
Trumpet

[www.JustinDickson.com/Band](http://www.JustinDickson.com/Band)  
revised June 23, 2018

--- While You Are Playing ---

Tap your foot with the beat, during all notes and rests.

Count 1-2-3-4-1-2-3-4 in your mind while you play each measure (notes and rests).

Breathe on the beat before you start playing. Breathe together to play together.

Look ahead and get ready for the next measure when you can.

Sit up straight, take a big and relaxed breath every time, don't tense up.

--- Practice ---

Practice your instrument every day. Really. Every day.

Every day you practice, you will get stronger and better;

every day you don't practice, you will get weaker and worse.

It's not about how hard you try; it's about how often you try.

If you want to get good at something, you have to do it over and over and over again slowly.

Practice with a metronome, to help you count and keep a steady beat.

Practice with the Bandmate Chromatic Tuner app to check your notes.

--- Strategies For Learning New Music ---

Slowwwwwww Dooooowwwwwnnnnnnnn.

Slow down the tempo until you can play it without any mistakes, then play it correctly at that tempo 5-10 times before trying to speed up. Slow down again if you make mistakes.


If you make mistakes, stop and fix them! Do not just keep going.

Say the note letter names out loud before you try to play the melody.

Tizzle, count, and/or clap the rhythm before you try to play the melody.


**CHAPTER 1: The band will be able to read, count, and play melodies with the pitches concert Bb, C, and D; and rhythms with quarter notes and quarter rests.**

1.01 Your first note




1.02 Quarter notes and quarter rests

*tap your foot with the beat while you play!*




1.03 Your next note




D


1.04 Quarter notes and quarter rests



1.05 Think fast



1.06 Another new note



E

1.07 Quarter notes and quarter rests


*look ahead -->*



1.08 Think fast



1.09 Two at a time



1.10 "Mary Had A Little Lamb"

*continue down to  
the next line >>>>*

The image shows two staves of musical notation for the song "Mary Had A Little Lamb". The music is written in 4/4 time and G-clef. The first staff contains the first 12 measures, and the second staff contains the next 12 measures. The melody consists of quarter notes and quarter rests.

**CHAPTER 2: The band will be able to read, count, and play melodies with the pitches concert Eb and F.**

2.01 New note!

The image shows a single staff of music with a treble clef. A single quarter note is written on the second line of the staff, which is labeled with the letter 'F' below it.

2.02 Counting to one

The image shows a single staff of music in 4/4 time. The melody consists of quarter notes and quarter rests. The sequence is: quarter note, quarter note, quarter note, quarter note, quarter rest, quarter rest, quarter rest, quarter rest, quarter note, quarter note, quarter note, quarter note, quarter rest, quarter rest, quarter rest, quarter rest. The piece ends with a double bar line and repeat dots.

2.03 Quarter notes and quarter rests

The image shows a single staff of music in 4/4 time. The melody consists of quarter notes and quarter rests. The sequence is: quarter note, quarter note, quarter note, quarter note, quarter note, quarter note, quarter note, quarter note, quarter rest, quarter note, quarter rest, quarter note, quarter rest, quarter rest, quarter rest. The piece ends with a double bar line and repeat dots.

2.04 New note!

The image shows a single staff of music with a treble clef. A single quarter note is written on the second space of the staff, which is labeled with the letter 'G' below it.

2.05 Quarter notes and quarter rests

The image shows a single staff of music in 4/4 time. The melody consists of quarter notes and quarter rests. The sequence is: quarter note, quarter note, quarter note, quarter note, quarter rest, quarter rest, quarter rest, quarter rest, quarter note, quarter note, quarter note, quarter note, quarter rest, quarter rest, quarter rest, quarter rest. The piece ends with a double bar line and repeat dots.

2.06 Keep going



2.07 Five note scale



2.08 Leaping up



2.09 Leaping down



**CHAPTER 3: The band will be able to read, count, and play melodies with half notes and half rests.**

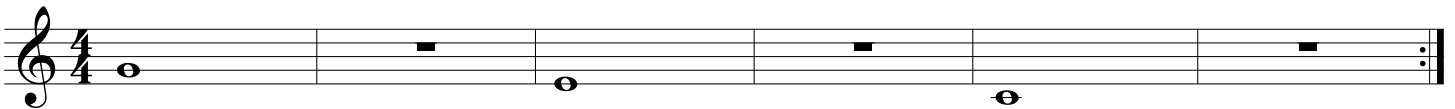
3.01 Half notes and half rests



3.02 Half notes and half rests



3.03 Whole notes and whole rests



3.04 Whole notes and whole rests

A single staff of music in 4/4 time. It contains six measures: a whole note G4, a whole note B4, a whole rest, a whole note D5, a whole note F5, and a whole rest. The piece concludes with a double bar line and repeat dots.

3.05 Get rhythm

A single staff of music in 4/4 time. It contains six measures: quarter notes G4, A4, B4, C5; quarter notes D5, E5, F5, G5; quarter notes A5, B5, C6, D6; and a whole rest. The piece concludes with a double bar line and repeat dots.

3.06 "Hot Cross Buns"

A single staff of music in 4/4 time. It contains six measures: quarter notes G4, A4, B4, C5; quarter notes D5, E5, F5, G5; quarter notes A5, B5, C6, D6; quarter notes E6, F6, G6, A6; quarter notes B6, C7, D7, E7; and a whole rest. The piece concludes with a double bar line and repeat dots.

3.07 "Jingle Bells"

*continue down to  
the next line >>>>*

A single staff of music in 4/4 time. It contains six measures: quarter notes G4, A4, B4, C5; quarter notes D5, E5, F5, G5; quarter notes A5, B5, C6, D6; quarter notes E6, F6, G6, A6; quarter notes B6, C7, D7, E7; and a whole rest. The piece concludes with a double bar line and repeat dots.

A single staff of music in 4/4 time. It contains six measures: quarter notes G4, A4, B4, C5; quarter notes D5, E5, F5, G5; quarter notes A5, B5, C6, D6; quarter notes E6, F6, G6, A6; quarter notes B6, C7, D7, E7; and a whole rest. The piece concludes with a double bar line and repeat dots.

A single staff of music in 4/4 time. It contains six measures: quarter notes G4, A4, B4, C5; quarter notes D5, E5, F5, G5; quarter notes A5, B5, C6, D6; quarter notes E6, F6, G6, A6; quarter notes B6, C7, D7, E7; and a whole rest. The piece concludes with a double bar line and repeat dots.

A single staff of music in 4/4 time. It contains six measures: quarter notes G4, A4, B4, C5; quarter notes D5, E5, F5, G5; quarter notes A5, B5, C6, D6; quarter notes E6, F6, G6, A6; quarter notes B6, C7, D7, E7; and a whole rest. The piece concludes with a double bar line and repeat dots.

3.08 "The Hawley Hornet Blues" - Dickson


A single staff of music in 4/4 time. It contains six measures: quarter notes G4, A4, B4, C5; quarter notes D5, E5, F5, G5; quarter notes A5, B5, C6, D6; quarter notes E6, F6, G6, A6; quarter notes B6, C7, D7, E7; and a whole rest. The piece concludes with a double bar line and repeat dots.

A single staff of music in 4/4 time. It contains six measures: quarter notes G4, A4, B4, C5; quarter notes D5, E5, F5, G5; quarter notes A5, B5, C6, D6; quarter notes E6, F6, G6, A6; quarter notes B6, C7, D7, E7; and a whole rest. The piece concludes with a double bar line and repeat dots.


A single staff of music in 4/4 time. It contains six measures: quarter notes G4, A4, B4, C5; quarter notes D5, E5, F5, G5; quarter notes A5, B5, C6, D6; quarter notes E6, F6, G6, A6; quarter notes B6, C7, D7, E7; and a whole rest. The piece concludes with a double bar line and repeat dots.




4.03 Help for the brass



4.04 "Twinkle Twinkle Little Star" - W.A. Mozart




4.05 "Repeat Then Move On Blues" - Dickson




**CHAPTER 5: The band will be able to read, count, and play melodies with eighth notes.**

5.01 Eighth notes and eighth rests



5.02 Eighth notes



5.03 Eighth notes

Musical notation for exercise 5.03, eighth notes, in 4/4 time. The notation consists of a single staff with a treble clef and a key signature of one flat. The melody is: G4, A4, Bb4, C5, D5, E5, D5, C5, Bb4, A4, G4. The rhythm is: quarter, quarter, quarter, quarter, quarter, quarter, quarter, quarter, quarter, quarter, quarter, quarter. Fingerings are indicated below the notes: 1 + 2 3 + 4 1 2 3 1 + 2 3 + 4 1 2 3.

5.04 Eighth notes

Musical notation for exercise 5.04, eighth notes, in 4/4 time. The notation consists of a single staff with a treble clef and a key signature of one flat. The melody is: G4, A4, Bb4, C5, D5, E5, D5, C5, Bb4, A4, G4. The rhythm is: quarter, quarter, quarter, quarter, quarter, quarter, quarter, quarter, quarter, quarter, quarter, quarter. Fingerings are indicated below the notes: 1 + 2 + 3 1 + 2 + 3 1 + 2 + 3 4 1.

5.05 "Jolly Old St. Nicholas"

Musical notation for exercise 5.05, "Jolly Old St. Nicholas", in 4/4 time. The notation consists of two staves with a treble clef and a key signature of one flat. The melody is: G4, A4, Bb4, C5, D5, E5, D5, C5, Bb4, A4, G4. The rhythm is: quarter, quarter, quarter, quarter, quarter, quarter, quarter, quarter, quarter, quarter, quarter, quarter. The second staff continues the melody with similar rhythmic patterns.

5.06 "This Old Man"

Musical notation for exercise 5.06, "This Old Man", in 4/4 time. The notation consists of two staves with a treble clef and a key signature of one flat. The melody is: G4, A4, Bb4, C5, D5, E5, D5, C5, Bb4, A4, G4. The rhythm is: quarter, quarter, quarter, quarter, quarter, quarter, quarter, quarter, quarter, quarter, quarter, quarter. The second staff continues the melody with similar rhythmic patterns.


5.07 "Cafeteria Food Doesn't Seem Like Actual Food Blues" - Dickson

Musical notation for exercise 5.07, "Cafeteria Food Doesn't Seem Like Actual Food Blues" - Dickson, in 4/4 time. The notation consists of two staves with a treble clef and a key signature of one flat. The melody is: G4, A4, Bb4, C5, D5, E5, D5, C5, Bb4, A4, G4. The rhythm is: quarter, quarter, quarter, quarter, quarter, quarter, quarter, quarter, quarter, quarter, quarter, quarter. The second staff continues the melody with similar rhythmic patterns.



**CHAPTER 6: The band will be able to read, count, and play melodies with the pitch Ab, and dotted-half notes.**

6.01 New note!




B $\flat$

6.02 Three note scale



6.03 "Yankee Doodle"




6.04 Dotted-half notes

*tap your foot with the beat while you play!*



6.05 "Jurassic Park" with slurs



6.06 Etude



## CHAPTER 7: The band will be able to read, count, and play melodies in 3/4 meter.

### 7.01 3/4 meter

Musical notation for exercise 7.01 in 3/4 meter. The melody consists of ten quarter notes on a single staff. The notes are G4, A4, B4, C5, B4, A4, G4, F4, E4, and D4. Below the staff, the numbers 1, 2, 3, 1, 2, 3, 1, 2, 3, 1 are written under each corresponding note.

### 7.02 "The Pirates Of The Instrument Storage Room" - Dickson

Musical notation for exercise 7.02 in 3/4 meter. The exercise consists of two staves. The first staff contains a melody of seven quarter notes: G4, A4, B4, C5, B4, A4, and G4. The second staff contains a melody of seven quarter notes: G4, A4, B4, C5, B4, A4, and G4. The piece concludes with a double bar line and repeat dots.

### 7.03 "We Wish You A Merry Christmas"

Musical notation for exercise 7.03 in 3/4 meter. The exercise consists of two staves. The first staff begins with two rests, followed by a melody of seven quarter notes: G4, A4, B4, C5, B4, A4, and G4. The second staff contains a melody of seven quarter notes: G4, A4, B4, C5, B4, A4, and G4. The piece concludes with a double bar line and repeat dots.

### 7.04 "There's A Hole In The Bucket"


Musical notation for exercise 7.04 in 3/4 meter. The exercise consists of two staves. The first staff begins with a whole rest, followed by a melody of seven quarter notes: G4, A4, B4, C5, B4, A4, and G4. The second staff contains a melody of seven quarter notes: G4, A4, B4, C5, B4, A4, and G4. The piece concludes with a double bar line and repeat dots.

### 7.05 Etude

Musical notation for exercise 7.05 in 3/4 meter. The exercise consists of a single staff with a melody of ten quarter notes: G4, A4, B4, C5, B4, A4, G4, F4, E4, and D4. The piece concludes with a double bar line and repeat dots.

**CHAPTER 8: The band will be able to read, count, and play melodies with the pitch concert A, and rhythms with tied notes.**


8.01 New note!



8.02 Etude




8.03 Ties




8.04 Ties



8.05 "Deck The Halls"



8.06 "Spooky Song" - Dickson



8.07 "Ode To Joy" - Ludwig Van Beethoven

Musical notation for "Ode To Joy" in 4/4 time, consisting of four staves of treble clef music. The melody is a simple, ascending eighth-note scale: C4, D4, E4, F4, G4, A4, B4, C5, followed by a descending eighth-note scale: B4, A4, G4, F4, E4, D4, C4. The first two staves show the melody with a slur over the final two notes. The third and fourth staves show the melody with a slur over the final two notes and a double bar line at the end.

*notes with the Accent mark > should stand out,  
so blow a little more air at the beginning of the note.*

8.08 "Accent Blues"

Musical notation for "Accent Blues" in 4/4 time, consisting of three staves of treble clef music. The melody is a simple, ascending eighth-note scale: C4, D4, E4, F4, G4, A4, B4, C5, followed by a descending eighth-note scale: B4, A4, G4, F4, E4, D4, C4. The first two staves show the melody with a slur over the final two notes. The third and fourth staves show the melody with a slur over the final two notes and a double bar line at the end. Accents (>) are placed under the first note of each measure in the first two staves.

**CHAPTER 9: The band will be able to read, count, and play melodies with the pitch concert G, and rhythms with ties across the bar line.**


9.01 New note!

Musical notation for "New note!" showing a single note on a treble clef staff. The note is a quarter note on the line below the staff, labeled "A".


9.02 Five note scale

Musical notation for "Five note scale" in 4/4 time, showing a five-note scale on a treble clef staff. The notes are C4, D4, E4, F4, G4, followed by a double bar line and a repeat sign.

9.03 Ties



9.04 Ties



9.05 "Summertime" - George & Ira Gershwin



9.06 "Bubble Sheet Blues" - Dickson

