

MR. DICKSON'S METHOD FOR BAND

Book One

Tenor Sax

www.JustinDickson.com/Band

revised June 23, 2018

--- While You Are Playing ---

Tap your foot with the beat, during all notes and rests.

Count 1-2-3-4-1-2-3-4 in your mind while you play each measure (notes and rests).

Breathe on the beat before you start playing. Breathe together to play together.

Look ahead and get ready for the next measure when you can.

Sit up straight, take a big and relaxed breath every time, don't tense up.

--- Practice ---

Practice your instrument every day. Really. Every day.

Every day you practice, you will get stronger and better;

every day you don't practice, you will get weaker and worse.

It's not about how hard you try; it's about how often you try.

If you want to get good at something, you have to do it over and over and over again slowly.

Practice with a metronome, to help you count and keep a steady beat.

Practice with the Bandmate Chromatic Tuner app to check your notes.

--- Strategies For Learning New Music ---

Slowwwwwww Dooooowwwwwwnnnnnnnn.

Slow down the tempo until you can play it without any mistakes, then play it correctly at that tempo 5-10 times before trying to speed up. Slow down again if you make mistakes.

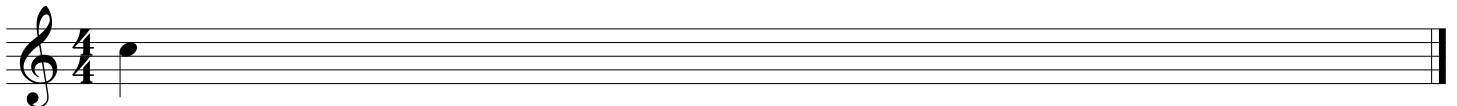
If you make mistakes, stop and fix them! Do not just keep going.

Say the note letter names out loud before you try to play the melody.

Tizzle, count, and/or clap the rhythm before you try to play the melody.

CHAPTER 1: The band will be able to read, count, and play melodies with the pitches concert Bb, C, and D; and rhythms with quarter notes and quarter rests.


1.01 Your first note



C


1.02 Quarter notes and quarter rests

tap your foot with the beat while you play!




1 2 3 4 1 2 3 4 1 2 3 4 1 2 3 4

1.03 Your next note




D

1.04 Quarter notes and quarter rests




1 2 3 4 1 2 3 4 1 2 3 4 1 2 3 4

1.05 Think fast



1 2 3 4 1 2 3 4 1 2 3 4 1 2 3 4 1 2 3 4

1.06 Another new note



E

1.07 Quarter notes and quarter rests


look ahead -->



1.08 Think fast



1.09 Two at a time



1.10 "Mary Had A Little Lamb"

*continue down to
the next line >>>>*

The first staff of music shows the beginning of the melody in 4/4 time. It starts with a quarter note on G4, followed by quarter notes on A4, B4, and C5. The second measure contains quarter notes on B4, A4, G4, and a quarter rest. The third measure contains quarter notes on F4, E4, D4, and a quarter rest. The fourth measure contains quarter notes on C4, B3, A3, and a quarter rest. The second staff continues the melody with quarter notes on G3, F3, E3, and D3 in the first measure. The second measure contains quarter notes on C3, B2, A2, and a quarter rest. The third measure contains quarter notes on G2, F2, E2, and a quarter rest. The fourth measure contains quarter notes on D2, C2, B1, and a quarter rest. The piece ends with a double bar line.

CHAPTER 2: The band will be able to read, count, and play melodies with the pitches concert Eb and F.

2.01 New note!

A single treble clef staff with a quarter note on the line below the first space, which is the pitch F4. The letter 'F' is printed below the staff.

2.02 Counting to one

A treble clef staff in 4/4 time. The first measure contains four quarter notes on G4, A4, B4, and C5. The second measure contains a quarter rest, followed by quarter notes on B4, A4, and G4. The third measure contains quarter notes on F4, E4, D4, and C4. The fourth measure contains quarter notes on B3, A3, G3, and F3. The piece ends with a double bar line.

2.03 Quarter notes and quarter rests

A treble clef staff in 4/4 time. The first measure contains four quarter notes on G4, A4, B4, and C5. The second measure contains quarter notes on B4, A4, G4, and a quarter rest. The third measure contains quarter notes on F4, E4, D4, and a quarter rest. The fourth measure contains quarter notes on C4, B3, A3, and a quarter rest. The piece ends with a double bar line.


2.04 New note!

A single treble clef staff with a quarter note on the first space, which is the pitch G4. The letter 'G' is printed below the staff.

2.05 Quarter notes and quarter rests

A treble clef staff in 4/4 time. The first measure contains four quarter notes on G4, A4, B4, and C5. The second measure contains a quarter rest, followed by quarter notes on B4, A4, and G4. The third measure contains quarter notes on F4, E4, D4, and C4. The fourth measure contains quarter notes on B3, A3, G3, and F3. The piece ends with a double bar line.

2.06 Keep going



2.07 Five note scale



2.08 Leaping up



2.09 Leaping down




CHAPTER 3: The band will be able to read, count, and play melodies with half notes and half rests.

3.01 Half notes and half rests




3.02 Half notes and half rests



3.03 Whole notes and whole rests



3.04 Whole notes and whole rests



3.05 Get rhythm




3.06 "Hot Cross Buns"




3.07 "Jingle Bells"

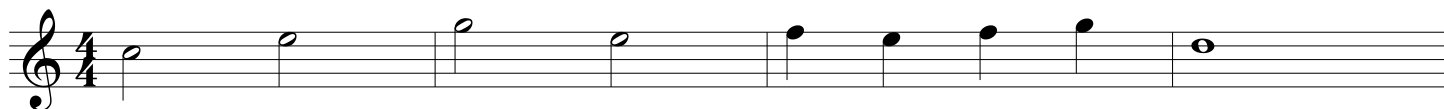
*continue down to
the next line >>>>*




3.08 "The Hawley Hornet Blues" - Dickson



3.09 "March Of The Stinky Kids" - Dickson

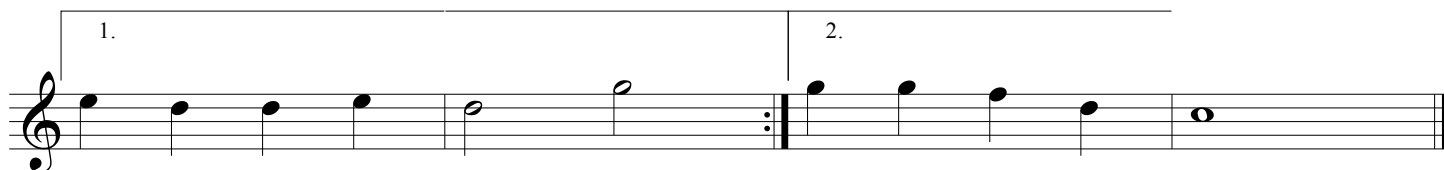


I'm so stink - y think I'll go to band,




Make the room stink as much as I can!

3.10 "Jingle Bells" with first and second endings



CHAPTER 4: The band will be able to read, count, and play melodies with the pitch concert G.

4.01 New note!




A

4.02 Three note scale




4.03 Help for the brass



4.04 "Twinkle Twinkle Little Star" - W.A. Mozart




4.05 "Repeat Then Move On Blues" - Dickson




CHAPTER 5: The band will be able to read, count, and play melodies with eighth notes.

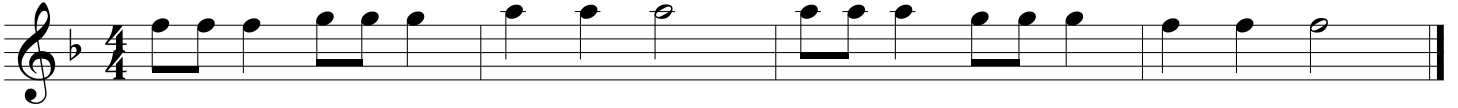
5.01 Eighth notes and eighth rests



5.02 Eighth notes



5.03 Eighth notes




1 + 2 3 + 4 1 2 3 1 + 2 3 + 4 1 2 3

5.04 Eighth notes




1 + 2 + 3 1 + 2 + 3 1 + 2 + 3 4 1


5.05 "Jolly Old St. Nicholas"



5.06 "This Old Man"




5.07 "Cafeteria Food Doesn't Seem Like Actual Food Blues" - Dickson




CHAPTER 6: The band will be able to read, count, and play melodies with the pitch Ab, and dotted-half notes.

6.01 New note!




B \flat

6.02 Three note scale




6.03 "Yankee Doodle"




6.04 Dotted-half notes

tap your foot with the beat while you play!



6.05 "Jurassic Park" with slurs



6.06 Etude



CHAPTER 7: The band will be able to read, count, and play melodies in 3/4 meter.

7.01 3/4 meter

Musical notation for exercise 7.01 in 3/4 meter. The piece consists of a single melodic line on a treble clef staff with a key signature of one flat (Bb). The melody is composed of quarter notes: Bb, A, G, F, E, D, C, Bb, A, G, F, E, D, C, Bb. The notes are grouped into four measures of three notes each. Below the staff, the numbers 1, 2, 3 are written under each group of notes to indicate counting.

7.02 "The Pirates Of The Instrument Storage Room" - Dickson

Musical notation for exercise 7.02 in 3/4 meter. The piece consists of two melodic lines on a treble clef staff with a key signature of one flat (Bb). The first line contains a melody of quarter notes: Bb, A, G, F, E, D, C, Bb, A, G, F, E, D, C, Bb. The second line contains a melody of quarter notes: Bb, A, G, F, E, D, C, Bb, A, G, F, E, D, C, Bb. The piece ends with a repeat sign.

7.03 "We Wish You A Merry Christmas"

Musical notation for exercise 7.03 in 3/4 meter. The piece consists of two melodic lines on a treble clef staff with a key signature of one flat (Bb). The first line contains a melody of quarter notes: Bb, A, G, F, E, D, C, Bb, A, G, F, E, D, C, Bb. The second line contains a melody of quarter notes: Bb, A, G, F, E, D, C, Bb, A, G, F, E, D, C, Bb. The piece ends with a repeat sign.

7.04 "There's A Hole In The Bucket"


Musical notation for exercise 7.04 in 3/4 meter. The piece consists of two melodic lines on a treble clef staff with a key signature of one flat (Bb). The first line contains a melody of quarter notes: Bb, A, G, F, E, D, C, Bb, A, G, F, E, D, C, Bb. The second line contains a melody of quarter notes: Bb, A, G, F, E, D, C, Bb, A, G, F, E, D, C, Bb. The piece ends with a repeat sign.

7.05 Etude

Musical notation for exercise 7.05 in 3/4 meter. The piece consists of a single melodic line on a treble clef staff with a key signature of one flat (Bb). The melody is composed of quarter notes: Bb, A, G, F, E, D, C, Bb, A, G, F, E, D, C, Bb. The notes are grouped into four measures of three notes each.

CHAPTER 8: The band will be able to read, count, and play melodies with the pitch concert A, and rhythms with tied notes.


8.01 New note!



8.02 Etude



8.03 Ties




8.04 Ties



8.05 "Deck The Halls"



8.06 "Spooky Song" - Dickson




8.07 "Ode To Joy" - Ludwig Van Beethoven



Musical notation for "Ode To Joy" in 4/4 time, featuring four staves of treble clef notation. The melody consists of quarter notes and beams across four staves.

8.08 "Accent Blues"


*notes with the Accent mark > should stand out,
so blow a little more air at the beginning of the note.*



Musical notation for "Accent Blues" in 4/4 time, featuring three staves of treble clef notation. The melody includes quarter notes, rests, and accents (>) on the first note of each measure. A slur is present over a group of notes in the third staff.

CHAPTER 9: The band will be able to read, count, and play melodies with the pitch concert G, and rhythms with ties across the bar line.

9.01 New note!



Musical notation for "New note!" showing a single quarter note on the treble clef staff.


A

9.02 Five note scale



Musical notation for "Five note scale" in 4/4 time, showing a five-note scale across the treble clef staff.

9.03 Ties



9.04 Ties



9.05 "Summertime" - George & Ira Gershwin



9.06 "Bubble Sheet Blues" - Dickson

