

MR. DICKSON'S METHOD FOR BAND

Book One

Flute
Bells (percussion)

www.JustinDickson.com/Band
revised June 23, 2018

--- While You Are Playing ---

Tap your foot with the beat, during all notes and rests.

Count 1-2-3-4-1-2-3-4 in your mind while you play each measure (notes and rests).

Breathe on the beat before you start playing. Breathe together to play together.

Look ahead and get ready for the next measure when you can.

Sit up straight, take a big and relaxed breath every time, don't tense up.

--- Practice ---

Practice your instrument every day. Really. Every day.

Every day you practice, you will get stronger and better;

every day you don't practice, you will get weaker and worse.

It's not about how hard you try; it's about how often you try.

If you want to get good at something, you have to do it over and over and over again slowly.

Practice with a metronome, to help you count and keep a steady beat.

Practice with the Bandmate Chromatic Tuner app to check your notes.

--- Strategies For Learning New Music ---

Slowwwwwww Dooooowwwwnnnnnnn.

Slow down the tempo until you can play it without any mistakes, then play it correctly at that tempo 5-10 times before trying to speed up. Slow down again if you make mistakes.


If you make mistakes, stop and fix them! Do not just keep going.

Say the note letter names out loud before you try to play the melody.

Tizzle, count, and/or clap the rhythm before you try to play the melody.

CHAPTER 1: The band will be able to read, count, and play melodies with the pitches concert Bb, C, and D; and rhythms with quarter notes and quarter rests.

1.01 Your first note




1.02 Quarter notes and quarter rests

tap your foot with the beat while you play!




1.03 Your next note



C

1.04 Quarter notes and quarter rests




1 2 3 4 1 2 3 4 1 2 3 4 1 2 3 4

1.05 Think fast



1 2 3 4 1 2 3 4 1 2 3 4 1 2 3 4 1 2 3 4 1 2 3 4

1.06 Another new note




D

1.07 Quarter notes and quarter rests

look ahead -->



1.08 Think fast



1.09 Two at a time



1.10 "Mary Had A Little Lamb"

continue down to
the next line >>>>

Musical notation for "Mary Had A Little Lamb" in 4/4 time, key of Bb. The melody consists of quarter notes and quarter rests.

CHAPTER 2: The band will be able to read, count, and play melodies with the pitches concert Eb and F.

2.01 New note!

Musical notation for exercise 2.01 showing a single Eb note on a staff.

E \flat

2.02 Counting to one

Musical notation for exercise 2.02 showing a sequence of quarter notes and quarter rests.

2.03 Quarter notes and quarter rests

Musical notation for exercise 2.03 showing a sequence of quarter notes and quarter rests.

2.04 New note!


Musical notation for exercise 2.04 showing a single F note on a staff.

F

2.05 Quarter notes and quarter rests

Musical notation for exercise 2.05 showing a sequence of quarter notes and quarter rests.


2.06 Keep going



2.07 Five note scale



2.08 Leaping up



2.09 Leaping down

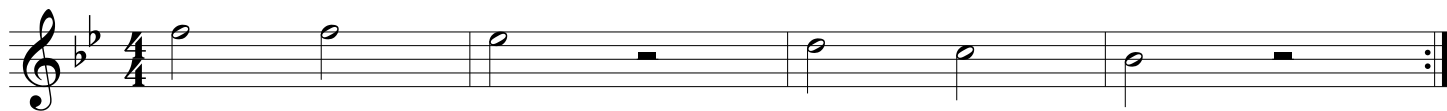


CHAPTER 3: The band will be able to read, count, and play melodies with half notes and half rests.


3.01 Half notes and half rests



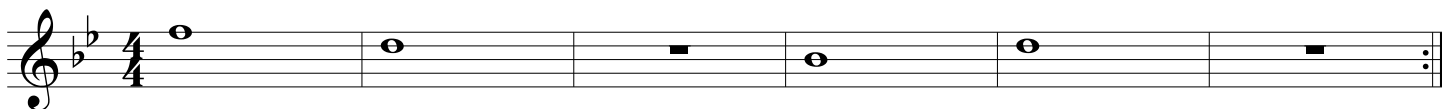
3.02 Half notes and half rests



3.03 Whole notes and whole rests



3.04 Whole notes and whole rests



3.05 Get rhythm




3.06 "Hot Cross Buns"

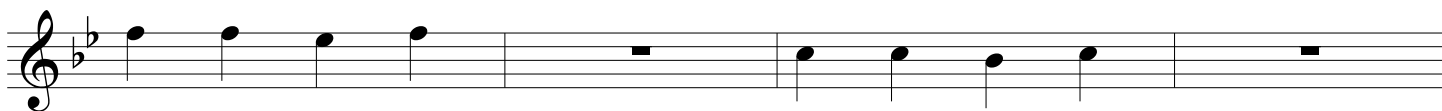


3.07 "Jingle Bells"


*continue down to
the next line >>>>*




3.08 "The Hawley Hornet Blues" - Dickson



3.09 "March Of The Stinky Kids" - Dickson




I'm so stink - y think I'll go to band,



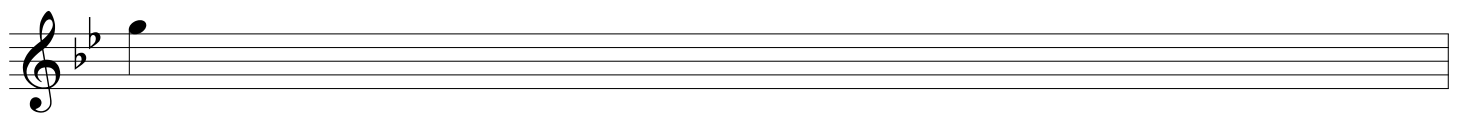
Make the room stink as much as I can!

3.10 "Jingle Bells" with first and second endings



CHAPTER 4: The band will be able to read, count, and play melodies with the pitch concert G.

4.01 New note!



G

4.02 Three note scale



4.03 Help for the brass

Musical notation for 4.03 Help for the brass. It consists of a single staff in 4/4 time with a key signature of two flats. The melody starts with a quarter note on G4, followed by quarter notes on A4, Bb4, and C5. The final measure contains a whole note on C5.

4.04 "Twinkle Twinkle Little Star" - W.A. Mozart

Musical notation for 4.04 "Twinkle Twinkle Little Star" - W.A. Mozart. It consists of three staves in 4/4 time with a key signature of two flats. The melody is written across the three staves, starting with a quarter note on G4 and ending with a whole note on C5.

4.05 "Repeat Then Move On Blues" - Dickson

Musical notation for 4.05 "Repeat Then Move On Blues" - Dickson. It consists of two staves in 4/4 time with a key signature of two flats. The melody features a sequence of quarter notes, quarter rests, and quarter notes, ending with a double bar line and repeat dots.

CHAPTER 5: The band will be able to read, count, and play melodies with eighth notes.

5.01 Eighth notes and eighth rests

Musical notation for 5.01 Eighth notes and eighth rests. It consists of a single staff in 4/4 time with a key signature of two flats. The melody is composed of eighth notes and eighth rests. Below the staff, the following counting sequence is provided: 1 + 2 + 3 + 4 + 1 + 2 + 3 + 4 +

5.02 Eighth notes

Musical notation for 5.02 Eighth notes. It consists of a single staff in 4/4 time with a key signature of two flats. The melody is composed of eighth notes and a whole note. Below the staff, the following counting sequence is provided: 1 + 2 + 3 + 4 + 1 1 + 2 + 3 + 4 + 1

5.03 Eighth notes




1 + 2 3 + 4 1 2 3 1 + 2 3 + 4 1 2 3

5.04 Eighth notes




1 + 2 + 3 1 + 2 + 3 1 + 2 + 3 4 1


5.05 "Jolly Old St. Nicholas"



5.06 "This Old Man"




5.07 "Cafeteria Food Doesn't Seem Like Actual Food Blues" - Dickson




CHAPTER 6: The band will be able to read, count, and play melodies with the pitch Ab, and dotted-half notes.

6.01 New note!




Ab

6.02 Three note scale




6.03 "Yankee Doodle"




6.04 Dotted-half notes

tap your foot with the beat while you play!



6.05 "Jurassic Park" with slurs

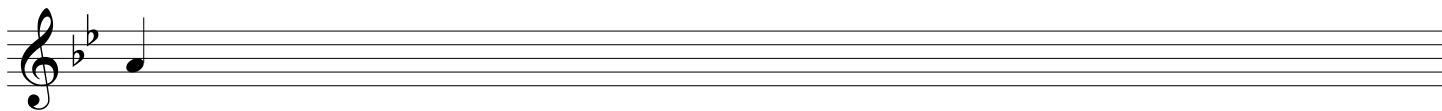


6.06 Etude



CHAPTER 8: The band will be able to read, count, and play melodies with the pitch concert A, and rhythms with tied notes.

8.01 New note!



A

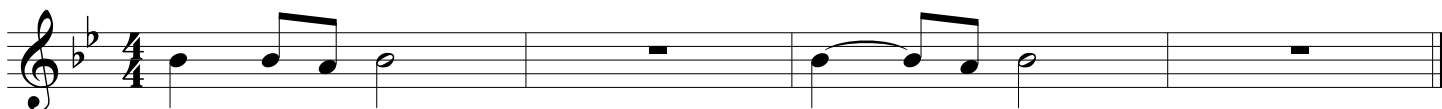
8.02 Etude



8.03 Ties




8.04 Ties




8.05 "Deck The Halls"




8.06 "Spooky Song" - Dickson



9.03 Ties



9.04 Ties



9.05 "Summertime" - George & Ira Gershwin



9.06 "Bubble Sheet Blues" - Dickson

