

# MR. DICKSON'S METHOD FOR BAND

## Book One

French Horn

[www.JustinDickson.com/Band](http://www.JustinDickson.com/Band)

revised June 23, 2018

--- While You Are Playing ---

Tap your foot with the beat, during all notes and rests.

Count 1-2-3-4-1-2-3-4 in your mind while you play each measure (notes and rests).

Breathe on the beat before you start playing. Breathe together to play together.

Look ahead and get ready for the next measure when you can.

Sit up straight, take a big and relaxed breath every time, don't tense up.

--- Practice ---

Practice your instrument every day. Really. Every day.

Every day you practice, you will get stronger and better;

every day you don't practice, you will get weaker and worse.

It's not about how hard you try; it's about how often you try.

If you want to get good at something, you have to do it over and over and over again slowly.

Practice with a metronome, to help you count and keep a steady beat.

Practice with the Bandmate Chromatic Tuner app to check your notes.

--- Strategies For Learning New Music ---

Slowwwwwww Dooooowwwwwnnnnnnnn.

Slow down the tempo until you can play it without any mistakes, then play it correctly at that tempo 5-10 times before trying to speed up. Slow down again if you make mistakes.

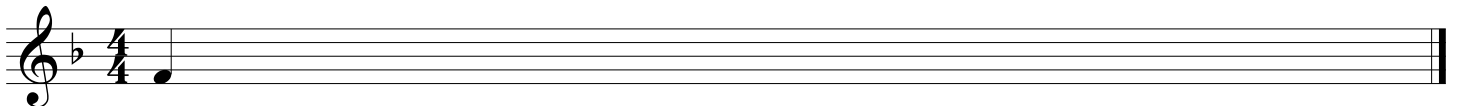
If you make mistakes, stop and fix them! Do not just keep going.

Say the note letter names out loud before you try to play the melody.

Tizzle, count, and/or clap the rhythm before you try to play the melody.

**CHAPTER 1: The band will be able to read, count, and play melodies with the pitches concert Bb, C, and D; and rhythms with quarter notes and quarter rests.**


1.01 Your first note



F


1.02 Quarter notes and quarter rests

*tap your foot with the beat while you play!*




1 2 3 4 1 2 3 4 1 2 3 4 1 2 3 4

1.03 Your next note




G

1.04 Quarter notes and quarter rests




1 2 3 4 1 2 3 4 1 2 3 4 1 2 3 4

1.05 Think fast



1 2 3 4 1 2 3 4 1 2 3 4 1 2 3 4 1 2 3 4 1 2 3 4


1.06 Another new note




A

1.07 Quarter notes and quarter rests

*look ahead -->*



1.08 Think fast



1.09 Two at a time



1.10 "Mary Had A Little Lamb"

continue down to  
the next line >>>>

Musical notation for the first two lines of "Mary Had A Little Lamb". The music is in 4/4 time and the key signature has one flat (Bb). The melody consists of quarter notes and quarter rests. The first line contains 12 measures, and the second line contains 12 measures, ending with a double bar line.

**CHAPTER 2: The band will be able to read, count, and play melodies with the pitches concert Eb and F.**

2.01 New note!

Musical notation for exercise 2.01. It shows a single measure on a five-line staff in 4/4 time with a key signature of one flat. The note is a half note on the second line, labeled as Bb.

2.02 Counting to one

Musical notation for exercise 2.02. It is a single line of music in 4/4 time with a key signature of one flat. The sequence is: quarter note, quarter note, quarter note, quarter note, quarter rest, quarter rest, quarter rest, quarter rest, quarter note, quarter note, quarter note, quarter note, quarter rest, quarter rest, quarter rest, quarter rest. It ends with a repeat sign and a double bar line.

2.03 Quarter notes and quarter rests

Musical notation for exercise 2.03. It is a single line of music in 4/4 time with a key signature of one flat. The sequence is: quarter note, quarter note, quarter note, quarter note, quarter note, quarter note, quarter note, quarter note, quarter rest, quarter rest, quarter note, quarter rest, quarter rest, quarter rest, quarter rest, quarter rest. It ends with a repeat sign and a double bar line.


2.04 New note!

Musical notation for exercise 2.04. It shows a single measure on a five-line staff in 4/4 time with a key signature of one flat. The note is a half note on the first space, labeled as C.

2.05 Quarter notes and quarter rests

Musical notation for exercise 2.05. It is a single line of music in 4/4 time with a key signature of one flat. The sequence is: quarter note, quarter note, quarter note, quarter note, quarter rest, quarter rest, quarter rest, quarter rest, quarter note, quarter note, quarter note, quarter note, quarter rest, quarter rest, quarter rest, quarter rest. It ends with a repeat sign and a double bar line.

2.06 Keep going



2.07 Five note scale



2.08 Leaping up



2.09 Leaping down

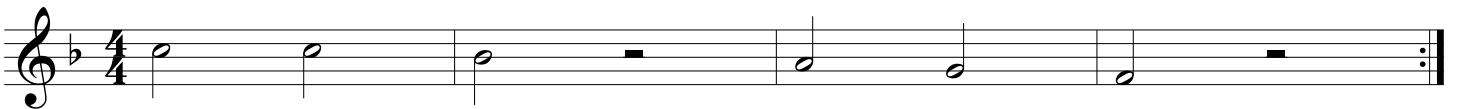


### CHAPTER 3: The band will be able to read, count, and play melodies with half notes and half rests.

3.01 Half notes and half rests



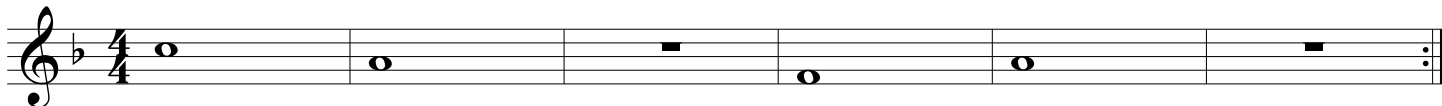
3.02 Half notes and half rests



3.03 Whole notes and whole rests



3.04 Whole notes and whole rests



3.05 Get rhythm





3.06 "Hot Cross Buns"

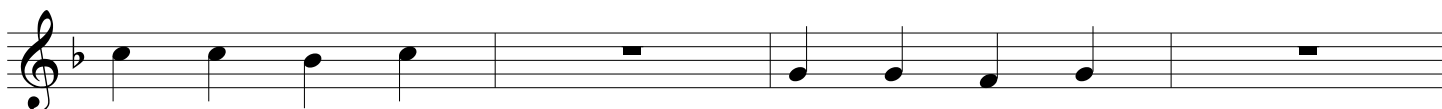



3.07 "Jingle Bells"

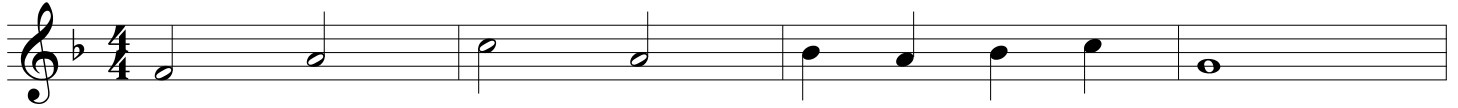
*continue down to  
the next line >>>>*




3.08 "The Hawley Hornet Blues" - Dickson



3.09 "March Of The Stinky Kids" - Dickson




I'm so stink - y think I'll go to band,




Make the room stink as much as I can!

3.10 "Jingle Bells" with first and second endings



**CHAPTER 4: The band will be able to read, count, and play melodies with the pitch concert G.**

4.01 New note!




D

4.02 Three note scale




4.03 Help for the brass



4.04 "Twinkle Twinkle Little Star" - W.A. Mozart




4.05 "Repeat Then Move On Blues" - Dickson

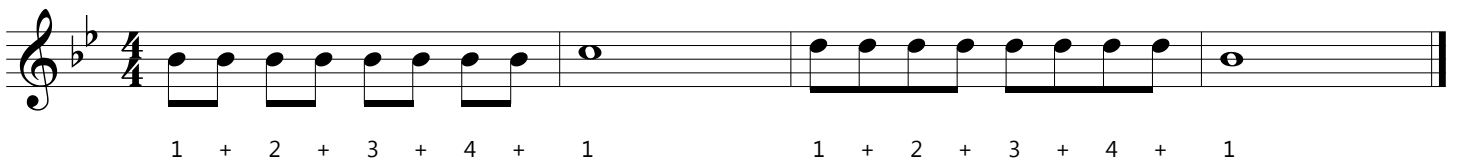


**CHAPTER 5: The band will be able to read, count, and play melodies with eighth notes.**


5.01 Eighth notes and eighth rests



5.02 Eighth notes



5.03 Eighth notes




Musical notation for exercise 5.03, titled "Eighth notes". It is written on a single staff in 4/4 time with a key signature of two flats (Bb and Eb). The melody consists of four measures. The first measure contains a quarter note G4, followed by an eighth note G4 and an eighth note A4. The second measure contains a quarter note Bb4, followed by an eighth note Bb4 and an eighth note C5. The third measure contains a quarter note C5, followed by an eighth note Bb4 and an eighth note A4. The fourth measure contains a quarter note G4, followed by an eighth note G4 and an eighth note F4. Fingerings are indicated below the notes: 1 + 2 3 + 4, 1 2 3, 1 + 2 3 + 4, and 1 2 3.

5.04 Eighth notes



Musical notation for exercise 5.04, titled "Eighth notes". It is written on a single staff in 4/4 time with a key signature of two flats (Bb and Eb). The melody consists of four measures. The first measure contains a quarter note G4, followed by an eighth note G4 and an eighth note A4. The second measure contains a quarter note Bb4, followed by an eighth note Bb4 and an eighth note C5. The third measure contains a quarter note C5, followed by an eighth note Bb4 and an eighth note A4. The fourth measure contains a quarter note G4, followed by an eighth note G4 and an eighth note F4. Fingerings are indicated below the notes: 1 + 2 + 3, 1 + 2 + 3, 1 + 2 + 3, 4, and 1.

5.05 "Jolly Old St. Nicholas"




Musical notation for exercise 5.05, titled "Jolly Old St. Nicholas". It is written on two staves in 4/4 time with a key signature of two flats (Bb and Eb). The melody consists of four measures. The first measure contains a quarter note G4, followed by an eighth note G4 and an eighth note A4. The second measure contains a quarter note Bb4, followed by an eighth note Bb4 and an eighth note C5. The third measure contains a quarter note C5, followed by an eighth note Bb4 and an eighth note A4. The fourth measure contains a quarter note G4, followed by an eighth note G4 and an eighth note F4.

5.06 "This Old Man"



Musical notation for exercise 5.06, titled "This Old Man". It is written on two staves in 4/4 time with a key signature of two flats (Bb and Eb). The melody consists of four measures. The first measure contains a quarter note G4, followed by an eighth note G4 and an eighth note A4. The second measure contains a quarter note Bb4, followed by an eighth note Bb4 and an eighth note C5. The third measure contains a quarter note C5, followed by an eighth note Bb4 and an eighth note A4. The fourth measure contains a quarter note G4, followed by an eighth note G4 and an eighth note F4.

5.07 "Cafeteria Food Doesn't Seem Like Actual Food Blues" - Dickson



Musical notation for exercise 5.07, titled "Cafeteria Food Doesn't Seem Like Actual Food Blues" - Dickson. It is written on two staves in 4/4 time with a key signature of two flats (Bb and Eb). The melody consists of four measures. The first measure contains a quarter note G4, followed by an eighth note G4 and an eighth note A4. The second measure contains a quarter note Bb4, followed by an eighth note Bb4 and an eighth note C5. The third measure contains a quarter note C5, followed by an eighth note Bb4 and an eighth note A4. The fourth measure contains a quarter note G4, followed by an eighth note G4 and an eighth note F4.



**CHAPTER 6: The band will be able to read, count, and play melodies with the pitch Ab, and dotted-half notes.**

6.01 New note!

E♭

6.02 Three note scale

6.03 "Yankee Doodle"

6.04 Dotted-half notes

*tap your foot with the beat while you play!*

6.05 "Jurassic Park" with slurs

6.06 Etude

**CHAPTER 7: The band will be able to read, count, and play melodies in 3/4 meter.**

7.01 3/4 meter

Musical notation for exercise 7.01 in 3/4 meter. The notation consists of a single staff in G major (one sharp) and 3/4 time. It contains eight measures of music, each with a single quarter note. The notes are G4, A4, B4, C5, B4, A4, G4, and F#4. Below the staff, the numbers 1, 2, 3 are written under the first three notes, and 1, 2, 3, 1 are written under the last four notes, indicating a counting pattern.

7.02 "The Pirates Of The Instrument Storage Room" - Dickson

Musical notation for exercise 7.02 in 3/4 meter. The notation consists of two staves in G major (one sharp) and 3/4 time. The first staff contains four measures: G4 (quarter), A4 (quarter), B4 (quarter), and C5 (half). The second staff contains four measures: B4 (quarter), A4 (quarter), G4 (quarter), and F#4 (half). The piece ends with a repeat sign.

7.03 "We Wish You A Merry Christmas"

Musical notation for exercise 7.03 in 3/4 meter. The notation consists of two staves in G major (one sharp) and 3/4 time. The first staff contains eight measures: G4 (quarter), A4 (quarter), B4 (quarter), C5 (quarter), B4 (quarter), A4 (quarter), G4 (quarter), and F#4 (quarter). The second staff contains eight measures: B4 (quarter), A4 (quarter), G4 (quarter), F#4 (quarter), G4 (quarter), A4 (quarter), B4 (quarter), and C5 (half). The piece ends with a repeat sign.

7.04 "There's A Hole In The Bucket"


Musical notation for exercise 7.04 in 3/4 meter. The notation consists of two staves in G major (one sharp) and 3/4 time. The first staff contains eight measures: G4 (quarter), A4 (quarter), B4 (quarter), C5 (quarter), B4 (quarter), A4 (quarter), G4 (quarter), and F#4 (quarter). The second staff contains eight measures: B4 (quarter), A4 (quarter), G4 (quarter), F#4 (quarter), G4 (quarter), A4 (quarter), B4 (quarter), and C5 (half). The piece ends with a repeat sign.

7.05 Etude

Musical notation for exercise 7.05 in 3/4 meter. The notation consists of a single staff in G major (one sharp) and 3/4 time. It contains eight measures of music: G4 (quarter), A4 (quarter), B4 (quarter), C5 (quarter), B4 (quarter), A4 (quarter), G4 (quarter), and F#4 (quarter). The piece ends with a repeat sign.


**CHAPTER 8: The band will be able to read, count, and play melodies with the pitch concert A, and rhythms with tied notes.**

**8.01 New note!**




E

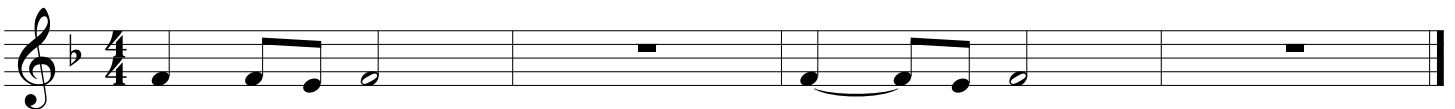
**8.02 Etude**



**8.03 Ties**



**8.04 Ties**



**8.05 "Deck The Halls"**



**8.06 "Spooky Song" - Dickson**



8.07 "Ode To Joy" - Ludwig Van Beethoven

Musical notation for "Ode To Joy" in 4/4 time, B-flat major. The piece consists of four staves of music. The melody is simple and repetitive, starting with a quarter note G4, followed by quarter notes A4, Bb4, and C5. The rhythm is consistent throughout, with a final measure containing a half note G4.

*notes with the Accent mark > should stand out,  
so blow a little more air at the beginning of the note.*

8.08 "Accent Blues"

Musical notation for "Accent Blues" in 4/4 time, B-flat major. The piece consists of three staves of music. The melody features a mix of quarter and eighth notes, with a prominent accent mark (>) placed above the first note of each measure. The rhythm is consistent throughout, with a final measure containing a half note G4.

**CHAPTER 9: The band will be able to read, count, and play melodies with the pitch concert G, and rhythms with ties across the bar line.**

9.01 New note!

Musical notation for "New note!" in 4/4 time, B-flat major. The piece consists of a single staff of music. The melody is a single quarter note G4, followed by a whole rest. The note is labeled "D" below the staff.

9.02 Five note scale

Musical notation for "Five note scale" in 4/4 time, B-flat major. The piece consists of a single staff of music. The melody is a five-note scale: G4, A4, Bb4, C5, and D5, followed by a whole rest. The scale is labeled "Five note scale" above the staff.

9.03 Ties



9.04 Ties



9.05 "Summertime" - George & Ira Gershwin



9.06 "Bubble Sheet Blues" - Dickson

